


STRASBOURG


ACCESS PLAN FOR COACHES



Welcome to Strasbourg. Please read this document carefully as it will make your time here a lot easier.

MAIN DROP-OFF AND PICK-UP POINT

1A




12 pl.*

PARC DE L'ETOILE

CONTROLLED PICK-UP/DROP-OFF ZONES


1B



4 pl.*

QUAI STURM (RÉPUBLIQUE)

1C




7 pl.*

PONT MATTHIS

OTHER PICK-UP/DROP-OFF ZONE

1D



9 pl.*

Limited height: 3,50 m
MARC BLOCH

Access without prior authorisation
Close to the city centre, open 24/7

GPS Reference of Parc de l'Etoile
Latitude 48.5750 - Longitude 7.7535


Accessible only for the groups of people who have obtained an authorization and for the groups accompanied by a registered guide.

The requests must be sent **by email at latest 10 working days before your arrival** to the following address:
reglementationdelacirculation@strasbourg.eu

Access without prior authorisation

COACH PARK

2



80 pl.*

P+R
ELSAU

Rules of operation:

- Fenced parking
- Open 24/7


Price (to be paid on site in euros or credit card):
€18,60** includes:

- Parking fee
- Round-trip tram ticket for driver(s) up to 7 round-trip tickets


€34*** includes:

- Parking fee
- Round-trip tram ticket for up to 80 people max. (drivers included)

GPS Reference of Elsau P+R:
Latitude 48.56829
Longitude 7.73038



In accordance with existing regulations, the parking of tourist coaches is strictly forbidden outside the parking places set aside for this purpose.



Please turn off your engine ! We recommend that you pay particular attention to the applicable rules and regulations. The police are particularly strict in enforcing these rules.

12 pl.*

* Place for coaches

** Prices applicable outside the Christmas market season and subject to change during the year.

*** Only on pre-order. **Please click HERE.** Attention! During the Christmas Market period this option is only available on arrival.

