


STRASBOURG

ACCESS PLAN FOR COACHES





Welcome to Strasbourg. Please read this document carefully as it will make your time here a lot easier.


MAIN DROP-OFF AND PICK-UP POINT


1A  **PARC DE L'ETOILE**
12 pl.*


CONTROLLED PICK-UP/DROP-OFF ZONES

1B  **QUAI STURM (RÉPUBLIQUE)**
4 pl.*


1C  **PONT MATTHIS**
4 pl.*

1D  **RUE GUSTAVE ADOLPHE HIRN**
5 pl.*

 *In accordance with existing regulations, the parking of tourist coaches is strictly forbidden outside the parking places set aside for this purpose.*

 *Please turn off your engine ! We recommend that you pay particular attention to the applicable rules and regulations. The police are particularly strict in enforcing these rules.*

COACH PARK

2  **P+R ELSAU**
80 pl.*

Rules of operation:

- Fenced parking
- Open 24/7

Price (to be paid on site in euros or credit card):

€18,60** includes:

- Parking fee
- Round-trip tram ticket for driver(s) up to 7 round-trip tickets

€34*** includes:

- Parking fee
- Round-trip tram ticket for up to 80 people max. (drivers included)

The first 30 minutes are free.

GPS Reference of Elsau P+R:
Latitude 48.56829
Longitude 7.73038

12 pl.* * Place for coaches

** Prices applicable outside the Christmas market season and subject to change during the year.

*** Only on pre-order. **Please click here.**
Attention! During the Christmas Market period this option is only available on arrival.

